



JUNE 2024
TRAILER ESTATES RESIDENTS

**SEVERE WEATHER
PREPAREDNESS PLAN &
DISASTER RESOURCES**

Hurricane Season:
June 1 - November 30



TRAILER ESTATES
Park & Recreation District

1903 69th Ave W
Bradenton, FL 34207
941-756-7177



TRAILER ESTATES

Park & Recreation District

Trailer Estates Park and Recreation District
Severe Weather & Disaster Preparedness Resources
June 2024

INTRODUCTION: Trailer Estates Park and Recreation District is an Independent Special Taxing District pursuant to Chapter 189, Florida Statutes located at 1903 69th Avenue West, Bradenton, Florida 34207. Trailer Estates Park and Recreation District consists of approximately 1274 mobile homes and 2500 residents; most of which are seasonal.

This Severe Weather & Disaster Preparedness Resource is designed to assist our residents formulate their own plan in case Severe weather or a disaster event takes place. Residents are responsible for their own homes and property at all times. These resources are provided as a courtesy to give our residents the tools they may need to stay safe. Owners are responsible for taking due diligence to ensure their property and possessions are fully protected. All costs associated with the removal and/or dismantling damaged mobile homes shall be borne by the home owner.

To assist its residents, Trailer Estates has established the following information, which is by no means complete, but will give you the resources to begin your plan. Should an event occur, our seasonal owners will need to inquire if their home/property has been damaged. This emergency contact file will benefit owners, emergency responders and Trailer Estates. An emergency contact section is on the PP27 form, residents fill out each year when they renew their FOB and is available in the Trailer Estates Office. Please take the time to complete this form.

The following web sites are provided to assist in developing a personal family emergency preparedness plan, identify important evacuation routes, shelters, and telephone numbers. Residents who need evacuation transportation or require sheltering assistance must be pre-registered. Annual registration is required. The instruction letter and specialty need application can be found under www.mymanatee.org, Specialty Needs Registry.

www.mymanatee.org
www.floridadisaster.org
www.MySuncoast.com

www.mymanatee.org/emergency
www.americanredcross.org
www.salvationarmy.org

There are several methods residents of Trailer Estates can use to stay informed of disaster information, evacuation routes, hurricane preparedness and emergency shelter information. Local television and radio stations throughout the area provide information. TE Channel 732 will provide information as long as there is access. Announcements are made at the Board of Trustee meetings. Emergency preparedness information is also provided by Trailer Estates Community Emergency Response Team (CERT) and may periodically be available at the Post Office.

The following are Trailer Estates office and emergency contact information:

Office Telephone: (941) 756-7177 - fax (941) 755-2937

Office Hours: 9am - Noon and 1:00 p.m. - 4:00 p.m. Mon - Friday unless otherwise posted.

Trailer Estates Website: www.trailerestates.com

TE Facebook Page: Trailer Estates Park and Recreation District (Official)

During any emergency, the Chairman of the Board of Trustees is in charge and is assisted by the Maintenance Trustee.

CERT




Cedar Hammock Fire District is our Fire Department and is reachable by dialing 911.




Trailer Estates has a CERT. Community Emergency Response Team (CERT) is an organization whose primary goal is the support of local disaster planning and emergency preparedness for TE residents and established CERT volunteers. The association works with local, state and national CERT teams and programs. It also participates in the annual statewide conference where CERT teams are able to learn from subject matter experts on a variety of pertinent and interesting topics that enhance individual and team performance. Team members also have the opportunity to drill and network with like motivated CERT graduates from all over the state of Florida.

The web site will serve as a clearinghouse resource for all CERT activities within Trailer Estates. The aim is to include timely and useful CERT information from a variety of sources. Also, it is a location where TE CERT members can share their news, events, and pictures with others.

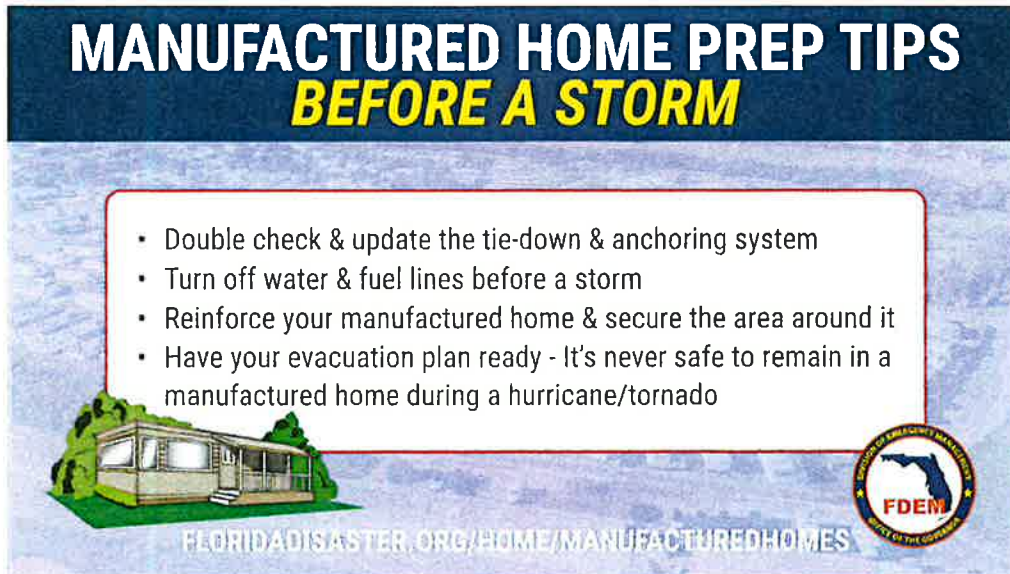
<http://www.cert-te.org/index.html>

MANATEE COUNTY SHELTER INFORMATION

Distance from TE		SHELTER NAME	SHELTER ADDRESS
1.1		Bayshore Elementary	6120 26th Street West, Bradenton
9.0		Braden River Middle School	6215 River Club Blvd, Bradenton
6.6		Braden River High School	6545 SR 70 East, Bradenton
12.0		Buffalo Creek Middle School	7320 69th Street East, Palmetto
1.6		Daughtrey Elementary	515 63rd Ave East, Bradenton
9.5		Freedom Elementary school	9515 State Road 64 East, Bradenton
10.0		Gullett Elementary School	12125 44th Avenue East, Bradenton
9.5		Haile Middle School	950 I State Road 64 East, Bradenton
20.2		Harvey Middle School	8610 115th Ave, East, Parrish
4.9		Johnson-Wakeland School of IB	2121 26th Avenue East, Bradenton
3.8		Kinnan Elementary School	3415 Tallevast Road, Sarasota
2.2		Lee Middle School	4000 53rd Avenue West, Bradenton
5.1		Manatee High School	902 33rd Street Court West, Bradenton
11.0		McNeal Elementary School	6325 Lorraine Road, Lakewood Ranch
6.6		Miller Elementary School	601 43rd Street West, Bradenton
12.0		Mills Elementary School	7200 69th Street East, Palmetto
26.0		Myakka City Elementary School	37205 Manatee Avenue, Myakka City
3.4		Oneco Elementary School	5214 22nd Street Court East, Bradenton
3.8		Prine Elementary School	3801 Southern Parkway, Bradenton
4.7		Rodgers Garden Elementary	515 13th Ave West, Bradenton
6.5		Seabreeze Elementary School	3601 71st Street West, Bradenton
10.0		Tillman Elementary School	1415 29th Street East, Palmetto
13.0		Williams Elementary School	3404 Fort Hamer Road, Parrish
12.0		Willis Elementary School	14705 The Masters Avenue, Bradenton
18.0		Witt Elementary School	200 Rye Road East, Bradenton

 PET-FRIENDLY SHELTERS	 TELEVISION	 RADIO
Shelter openings vary with each emergency. Shelter openings will differ by size and intensity of a disaster. Do not go to the shelter until local officials announce that the shelter is open. Stay tuned to local media and the County website for a listing of shelters, to include the Pet-friendly shelters, which will be opened for an event.	WFLA – CH. 8 WTSP – CH. 10 WTVT – CH. 13 WFTS – CH. 28 WWSB – CH. 40 WBSV – CH. 62 Bay News 9	WFLA – 970 AM WWPR – 1490 AM WJIS – 88.1 FM WXTQ – 106.5 FM

Make a Plan for Manufactured Homes



**MANUFACTURED HOME PREP TIPS
BEFORE A STORM**

- Double check & update the tie-down & anchoring system
- Turn off water & fuel lines before a storm
- Reinforce your manufactured home & secure the area around it
- Have your evacuation plan ready - It's never safe to remain in a manufactured home during a hurricane/tornado

[FLORIDADISASTER.ORG/HOME/MANUFACTUREDHOMES](https://www.floridadisaster.org/home/manufacturedhomes/)

FDEM
FLORIDA DEPARTMENT OF EMERGENCY MANAGEMENT
STATE OF FLORIDA

The best way to protect yourself and your family is to have a disaster plan that fits your needs. If you live in a manufactured home there are steps that can be taken to better protect your property and recover efficiently after a disaster.

Develop a comprehensive disaster plan before a storm threatens your area. For manufactured home homeowners, many of the precautionary measures take time and planning that should be done well before a storm forms. It is important to budget time for the following preparations:

Check your insurance. Insurance for manufactured homes does not inherently cover damage related to flooding. Review your policy for coverage details and contact your insurance agent if you have any questions. To protect your home and valuables, make sure you are covered and take pictures or video of your possessions for insurance claims.

Double check and update the tie-down and anchoring system that is keeping your manufactured home grounded. Manufactured homes are particularly vulnerable to high winds displacing the home. Checking the quality of these systems before a disaster is essential to being prepared. If you have questions about your anchoring system, contact your local building department. Factors to consider include:

- Different styles of manufactured homes require different tie-down and anchoring systems
- These systems worsen over time and should be updated due to wear and tear

- The best way to make sure you are ready for severe weather, is to have an expert evaluate your home to see if repairs are needed
- Tie-down installation requirements are set forth in Florida Administrative Code 15C-1

Every homeowner should have a disaster preparedness kit. In addition to what should be in every [disaster kit](#), manufactured home homeowners should consider including tools needed to reinforce areas of their homes like anchors, wall joints, and boarding up windows and glass doors. There should also be extra consideration for materials needed, for child locks for drawers and cabinets, and ways to secure fragile items to prevent any of these from being displaced during a storm.

Turn off water and fuel lines before a storm. Water can be turned off at the water meter. Natural/LP gas can be turned off at the regulator or tank. Power can be turned off at the main breaker in the electrical/breaker panel.

Secure the area around the home. Outside décor can become harmful debris to the home during a storm. It is best to see what can be stored somewhere safe or better attached to the home to prevent further damage. Trimming trees and removing yard debris before a storm occurs is another precautionary measure that should be taken to mitigate damage during severe weather. If you are concerned with the integrity of an awning, carport, and similarly attachments, contact your local building department for an inspection. Ensuring that the address of the mobile home is highly visible is a precautionary measure that makes recovery easier.

Have your evacuation plan ready. It is never safe to remain in a mobile home during a high wind event such as a tropical storm, hurricane, thunderstorm, or tornado. Knowing where and when to evacuate while also having your disaster plan, is the best way protect your family and home.

Reinforce your mobile home. Extra ways to strengthen your mobile home include:

- Have your roof and soffits inspected for damage and weakness to wind and rain.
- Installing storm shutters

Look into mobile home assistance resources. There may be programs available in your area or offered by the state that can help with costs and services related to securing your mobile home. One such program is Gulf Coast State College Mobile Home Tie-Down Program.

- For more information concerning the Mobile Home Tie-Down Program, contact Gulf Coast State College at 448-201-6882, visit www.gulfcoast.edu/tiedownprogram or email tiedownprogram@gulfcoast.edu.



DISASTER SUPPLY KIT CHECKLIST



General

- Two week minimum supply of medication, regularly used medical supplies, and a list of allergies
- A list of the style, serial number, and manufacturer information of required medical devices
- Batteries
- Flashlights
Do not use candles
- NOAA Weather Radio
Battery operated or hand cranked
- Cash
Banks and ATMs may not be available after a storm
- Cell phone chargers
- Books, games, puzzles or other activities for children

Phone Numbers

- Maintain a list of important phone numbers including:
County emergency management office, evacuation sites, doctors, banks, schools, veterinarian, a number for out of town contacts, friends and family

Clothing

- Rain gear such as jackets, hats, umbrellas and rain boots
- Sturdy shoes or boots and work gloves

Special Needs Items

- Specialty items for infants, small children, the elderly, and family members with disabilities

First Aid

- First Aid Manual
- Sterile adhesive bandages of different sizes
- Sterile gauze pads
- Hypoallergenic adhesive tape
- Triangular bandages
- Scissors
- Tweezers
- Sewing needle
- Moistened towelettes
- Antiseptic
- Disinfectant wipes
- Hand sanitizer
- Thermometer
- Tube of petroleum jelly
- Safety pins
- Soap
- Latex gloves
- Sunscreen
- Aspirin or other pain reliever
- Anti-diarrheal medicine
- Antacid
- Laxative
- Cotton balls
- Q-tips

Food and Water

- Food
Nonperishable packaged or canned food and beverages, snack foods, juices, baby food, and any special dietary items to last at least 7 days
- Water
1 gallon per person per day
- Non-electric can opener
- Paper plates
- Napkins
- Plastic cups
- Utensils

Important Documents

- Insurance cards
- Medical records
- Banking information
- Credit card numbers
- Copies of social security cards
- Copies of birth and/or marriage certificates
- Other personal documents
- Set of car, house, and office keys
- Service animal I.D., veterinary records, and proof of ownership
- Information about where you receive medication, the name of the drug, and dosage
- Copy of Will

**Items should be kept in a water proof container*

Vehicle

- Keep your motor vehicle tanks filled with gasoline

Pet Care Items

- Pet food and water to last at least 7 days
- Proper identification
- Medical records/microchip information
- A carrier or cage
- Muzzle and leash
- Water and food bowls
- Medications
- Supplies for your service animal

Find more disaster preparedness tips at FloridaDisaster.org

TRANSPORTATION REQUEST

Part of the Special Needs Program of Manatee County

Use this form to request bus or Handy Bus transportation to a general shelter, should county evacuation orders be given. You **MUST** pre-register for evacuation transportation assistance.

Things to know about the Transportation Assistance option:

- This is a free service to Manatee County residents
- Transportation is provided by bus or Handy Bus
- You must pre-register well in advance of an emergency
- Transportation will only go to a general population shelter
- General population shelters are located in public schools
- Keep in mind the closest shelter to your location may not be the one that is open during an emergency
- You must bring all your personal supplies with you to the general shelter, such as bedding, clothing, medication, or other supplies (note that there may not be any help available to carry these items so you will need to be able to carry your items on the bus)
- Basic meals and water will be provided at the general shelter
- Shelter life is very basic
- Shelters are set up with sleeping arrangements in a large room, such as the gymnasium, and there is not a lot of privacy
- You may not be able to access electrical outlets to charge your cell phone or other electronic devices
- The transportation will also take you home after the evacuation order has been lifted

Return this form to:
Manatee County Emergency Management
PO Box 1000
Bradenton, Florida 34206

TRANSPORTATION REQUEST

Part of the Special Needs Program of Manatee County

Use this form to request bus transportation to a general shelter, should county evacuation orders be given.
You MUST pre-register for evacuation transportation assistance.

Return this form to Manatee County Emergency Management, PO Box 1000, Bradenton, Florida 34206

INFORMATION FOR THE PERSON REQUESTING TRANSPORTATION

First Name _____ MI _____ Last Name _____

Date of Birth (mm/dd/yyyy) _____ Male Female

Email Address _____

Physical Address (include apartment/lot #) _____

Subdivision _____ City _____ Zip Code _____

Primary Phone _____ Secondary Phone or TTY/TDD _____

Residence Type [check one box]:

Single Family Home Multi-Family Home Apartment Mobile Home

Mailing Address: (Please enter **ONLY** if different than your Physical Address)

Mailing Address _____ City _____ Zip Code _____

DO YOU HAVE A SERVICE ANIMAL?

YES Type of Animal _____ Type of service provided _____

NO

ADDITIONAL INFORMATION

How many people will be sheltering with you? _____

Are you able to get on a bus using the steps? YES NO

If not, are you able to get on a bus using the lift? YES NO

Do you use a wheelchair? YES NO

Please include any additional information that may be helpful:

I authorize emergency response personnel to enter my home for search and rescue operations.

SIGNATURE OF INDIVIDUAL REQUESTING ASSISTANCE (OR LEGAL GUARDIAN)

DATE

NAME OF PERSON FILLING OUT THIS FORM (if not the individual) _____

PHONE _____

MEDICAL SPECIAL NEEDS SHELTER

Part of the Special Needs Program of Manatee County

Please read and keep all the information about the medical special needs shelter before filling out this application. Filling out this application does not guarantee access to the medical special needs shelter.
Return this form to Manatee County Emergency Management, PO Box 1000, Bradenton, Florida 34206

INFORMATION FOR THE PERSON REQUESTING TRANSPORTATION

First Name _____ MI _____ Last Name _____

Date of Birth (mm/dd/yyyy) _____ Male Female

Email Address _____

Physical Address (include apartment/lot #) _____

Subdivision _____ City _____ Zip Code _____

Primary Phone _____ Secondary Phone or TTY/TDD _____

Residence Type [check one box]:

Single Family Home Multi-Family Home Apartment Mobile Home

Mailing Address: (Please enter **ONLY** if different than your Physical Address)

Mailing Address _____ City _____ Zip Code _____

CAREGIVER INFORMATION: YOU MUST BRING A FULL TIME CAREGIVER TO THE SHELTER

First Name _____ MI _____ Last Name _____

Address (include apartment/lot #) _____

City / State _____ Zip Code _____

Primary Phone _____ Secondary Phone or TTY/TDD _____

Checking this box allows medical information to be shared with this Emergency Contact.

OTHER CONTACT INFORMATION

EMERGENCY CONTACT NAME _____

Address (include apartment/lot #) _____

City / State _____ Zip Code _____

Primary Phone _____ Relationship _____

Checking this box allows medical information to be shared with this Emergency Contact.

ADDITIONAL CONTACT INFORMATION

Physician Name _____ Phone Number _____

Home Health _____ Phone Number _____

Pharmacy _____ Phone Number _____

EVACUATION ASSISTANCE INFORMATION

DO YOU NEED TRANSPORTATION ASSISTANCE TO THE MEDICAL SPECIAL NEEDS SHELTER?

- YES, I need transportation assistance (bus or Handy Bus)
 NO, I do not need transportation assistance. I have my own transportation.

DO YOU HAVE ANY OF THE FOLLOWING CONDITIONS?

- | | |
|---|--|
| <input type="checkbox"/> Blind / Low vision | <input type="checkbox"/> Catheters |
| <input type="checkbox"/> Deaf / Hard of hearing | <input type="checkbox"/> Colostomy |
| <input type="checkbox"/> Speech impediment | <input type="checkbox"/> Feeding tube |
| <input type="checkbox"/> Physical disability (Please Explain) _____ | <input type="checkbox"/> Do Not Resuscitate (DNR) |
| <input type="checkbox"/> Bedridden | <input type="checkbox"/> Hospice |
| <input type="checkbox"/> Unable to get up or down from a cot | <input type="checkbox"/> Needs help walking |
| <input type="checkbox"/> Mentally / Memory impaired | <input type="checkbox"/> Uses a walker or cane |
| <input type="checkbox"/> Dementia / Alzheimer's | <input type="checkbox"/> Uses a standard wheelchair |
| <input type="checkbox"/> Anxiety or Obsessive Compulsive Disorder (OCD) | <input type="checkbox"/> Uses a motorized wheelchair |
| <input type="checkbox"/> Depression | <input type="checkbox"/> Uses a motorized scooter |
| <input type="checkbox"/> Dialysis | <input type="checkbox"/> Oxygen Dependent: Check all that apply and supply detailed information (O2 type, Liters, Flow, O2 company and contact info) |
| <input type="checkbox"/> Requires constant skilled nursing care (e.g., open wounds or dressing changes) | <input type="checkbox"/> 24 Hour _____ |
| <input type="checkbox"/> I.V.s | <input type="checkbox"/> Only overnight _____ |
| <input type="checkbox"/> Central Venous Line | <input type="checkbox"/> Nebulizer _____ |
| <input type="checkbox"/> Assistance with medication | <input type="checkbox"/> CPAP _____ |
| <input type="checkbox"/> Assistance needed with insulin | <input type="checkbox"/> Ventilator _____ |
| <input type="checkbox"/> Requires refrigerated medications | <input type="checkbox"/> Other, please list _____ |
| <input type="checkbox"/> Autism | |
| <input type="checkbox"/> Suction machine | |

DO YOU HAVE A SERVICE ANIMAL?

YES Type of Animal _____ Type of service provided _____
NO

ADDITIONAL INFORMATION

How many people will be sheltering with you? _____

Are you able to get on a bus using the steps? YES NO

Are you able to get on a bus using the lift? YES NO

Please include any additional information that may be helpful:

I authorize emergency response personnel to enter my home for search and rescue operations.

SIGNATURE OF INDIVIDUAL REQUESTING ASSISTANCE (OR LEGAL GUARDIAN)

DATE

NAME OF PERSON FILLING OUT THIS FORM (if not the individual)

PHONE

C.E.R.T. SURVEY Community Emergency Response Team (Please Print)

Year round resident Yes _____. If not, months you are in Florida

_____ to _____ Year round renter _____

Would you like to be notified of damage to your property if we have to evacuate. Yes ____ No ____

Do you give C.E.R.T. permission to enter your property to survey damage. Yes ____ No ____

Do you have a large propane tank on your property? Yes ____ No ____

NAME _____

EMAIL ADDRESS _____

PHONE NUMBER _____ OUT OF STATE NUMBER _____

T.E. STREET ADDRESS _____



TRAILER ESTATES
Park & Recreation District
1001 SARITA AVENUE WEST BRADENTON, FL 34207
941-939-2777
55+ MOBILE HOME PARK

MAP KEY

- 1 Office Registration
- 2 Large & Small Halls
- 3 Parking Lot
- 4 Shuffle Lanes
- 5 Swimming Pool
- 6 Activity Center
- 7 Maintenance Building
- 8 Wood Shop
- 9 Post Office
- 10 Laundry / Sick Room
- 11 Laundry Drying Area
- 12 Bus Stop
- 13 Air Pump
- 14 Trailer & R.V. Parking
- 15 Treasure Barn
- 16 Picnic & Beach Area
- 17 Marina & Launch Ramp
- 18 Maintenance Shop
- 19 TE Property
- 20 Bocce & Horseshoes



SARASOTA BAY

TRAILER ESTATES
PARK AND RECREATION
DISTRICT

← TO SARASOTA

TO BRADENTON →